

The Mosslands School

Google Classroom

Parents' Guide



Department of Computer Science

What is Google Classroom?

Think of Google Classroom as your son's digital link to learning.



Tell me more!



Google Classroom

Google Classroom is a web-based learning environment.

When logged in, students can collaborate with their peers and teachers.

Google Classroom offers a digital space for your son to view class announcements, access posted course content, view posted assignments, and turn in completed work.

Become a Guardian

As a guardian, you can get email summaries about your son's activity in Google Classroom.

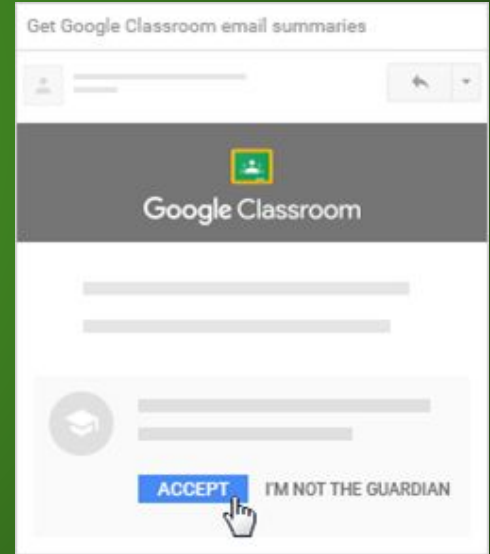
In email summaries, you can review:

- **Missing work**—Work not turned in when the summary was sent.
- **Upcoming work**—Work that's due today and tomorrow (for daily emails) or that's due in the upcoming week (for weekly emails).
- **Class activities**—Announcements, assignments, and questions recently posted by teachers.
- **Email summaries do not include grades.**

Registering for summaries

To receive email summaries of your son's work, you must accept the email invitation from our Google administrator.

- Open your email invitation within 120 days.
- Click Accept to confirm.
- Choose to receive **daily** or **weekly** email summaries
- Receive your email confirmation



Note: The platform only allows one guardian per student

How can I help?

You can help by:

- Checking with your son that he has joined all of his classes using the class codes from the school [website](#)
- Asking your son what independent study tasks he has been set in Google Classroom this week
- Checking on his progress by asking him to show you some of his work or comments from his teachers
- Downloading the app (see next slides)


Mobile Access

To use Classroom on your Android device, download the Classroom app from Google Play.

- On your device, tap **Google Play Store**.
- Find and install the **Google Classroom app**.

To use Classroom on your iPhone® or iPad®, download the Classroom app from the App Store.

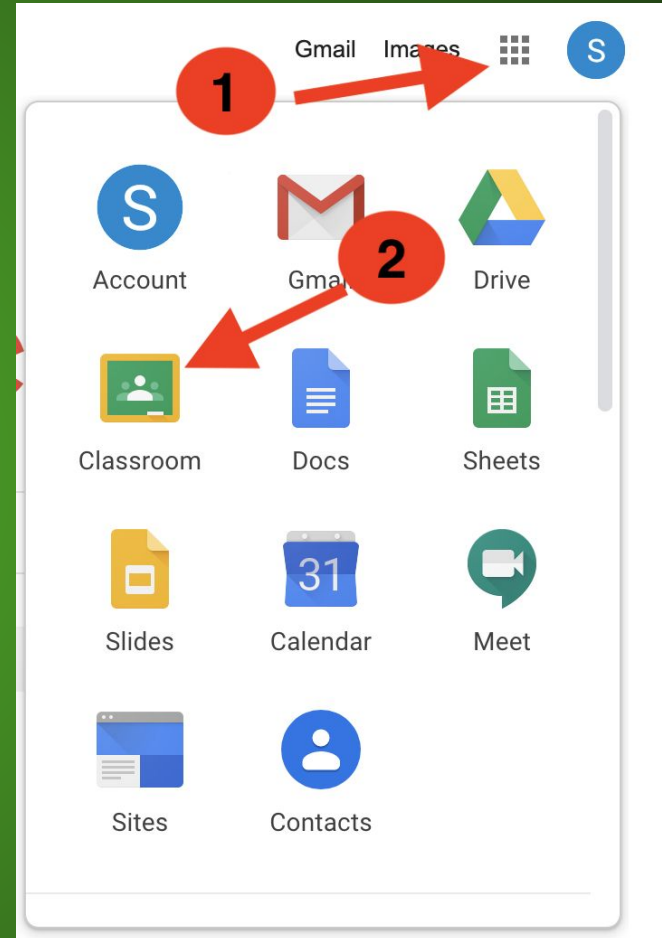
- On your device, tap **App Store**.
- Find and install the **Google Classroom app**.



Browser Access

Your son can access his account by:

1. Going to <http://google.com>
2. Clicking the blue SIGN IN Button
3. Entering his email and password
4. Clicking the 9-square and locating the Google Classroom Icon (see image)
5. Clicking on the name of his Google Classroom class to enter each class



Google Drive



Students also have a GDrive linked to their @mosslands.co.uk Google Classroom accounts.

Think of this as an online hard drive where all of his classwork will be stored.

GDrive also contains the Google Docs Suite allowing him to create documents in the Chrome web browser ***without the need to download any software!***

Find out more about this [here](#)

Learn more...

