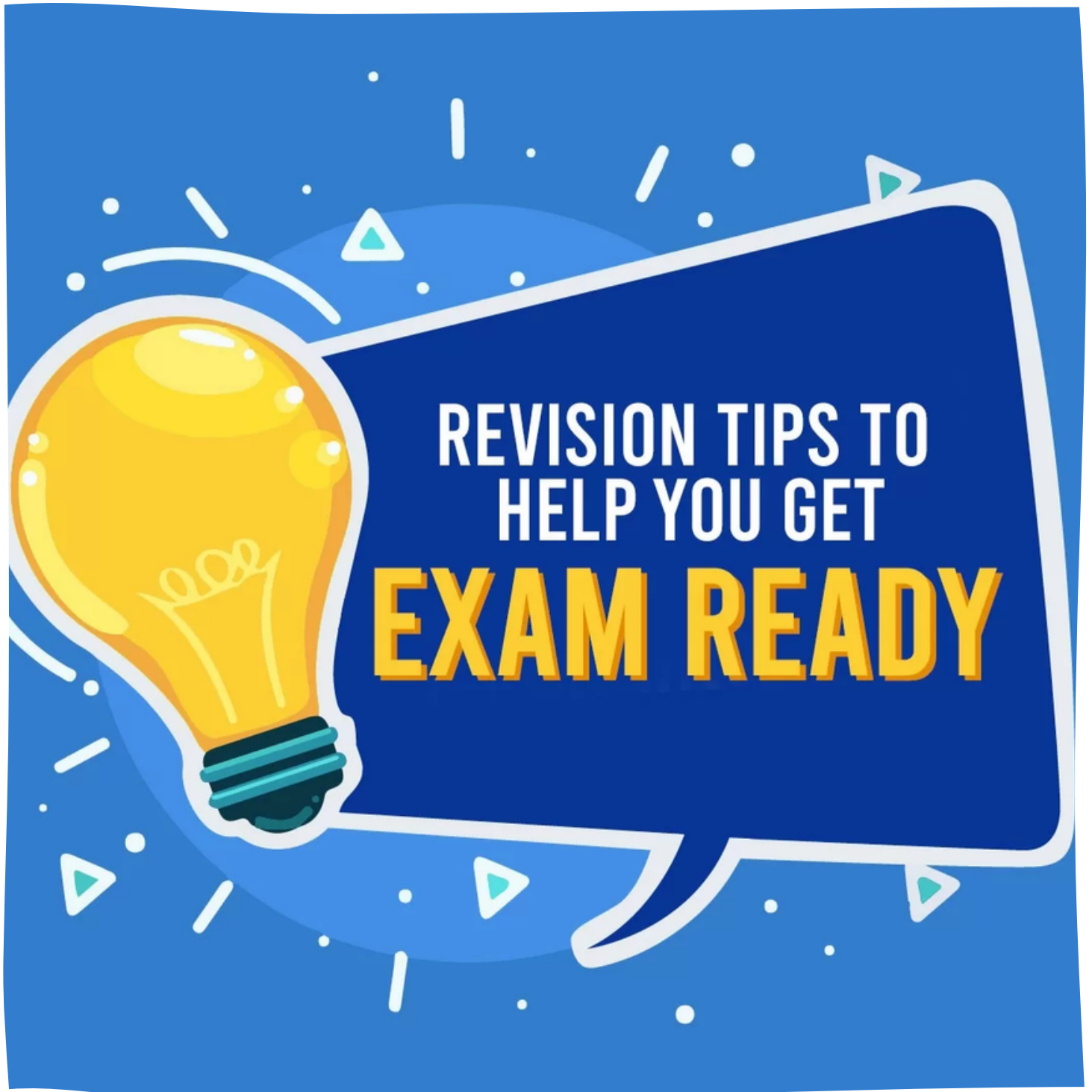


THE MOSSLANDS SCHOOL



www.mosslands.co.uk



HOW TO REVISE

WHEN SHOULD I REVISE?

- In order to revise effectively, you have to think hard. Thinking hard is tiring.
- Therefore, when you revise, you should choose a time when find it easiest to focus.
- This should be a time when you are well-rested and when you are used to working.



MANAGING YOUR TIME WHEN REVISING

- The Pomodoro technique is highly effective as it helps you effectively manage your time and work on a task without distractions.
- It is also beneficial as it helps you become more disciplined and think about your work.
- This technique is designed to combat multitasking and improve concentration.

THE **POMODORO** TECHNIQUE



1
Decide on the Task That You Need to Do



2
Set the Timer to 25 Minutes



3
Work on the Task Until the Timer Rings



4
Take a Short 5 Minute Break



5
After 4 Cycles Take a 15-30 Minute Break

REVISION ENVIRONMENT



The perfect study space allows complete control over the levels of light, heat and noise. It is a comfortable space with no clutter and plenty of room to work. There are no distractions and everything needed to study is close at hand.

- Control the noise (and music)
- Make sure there is enough light
- Get the temperature right
- Avoid distractions and interruptions
- Remove all clutter
- Have enough space
- Be comfortable
- Have what you need close to hand
- Personalise the space
- Add some variety
- Maintain it



NO MOBILE PHONES!

- Whilst phones are a brilliant intervention, research has found that they have a negative impact on revision and learning.
- Mobile phones can reduce concentration, impact on working memory and impact your sleep due to the bright lights and distractions.
- Mobile phones can reduce your motivation to revise.
- When using them to listen to music, you are more likely to remember the lyrics to the song than the material you are revising.
- Put your phone away – leave it in another room. When you are taking a break, look at it – and then switch it off when you return to work.

REVISION MISTAKES

CRAMMING

- Many students rely on cramming in hours of revision the day before an exam in a last ditch attempt to try and prepare themselves.
- However, cramming should not be relied upon; and whilst it might make you feel as though you are learning more, this is an illusion.
- Instead, cramming can make you feel stressed, an emotion which is not ideal for exam preparation.



RE-READING

- Recent research found that 84% of students re-read their notes when revising, whilst 55% claimed this was their number one strategy.
- Research has proven the ineffectiveness of re-reading, showing that when students employ this strategy they simply skim read the text.
- This means that the information is neither considered nor processed, and does not become embedded in the long term memory.

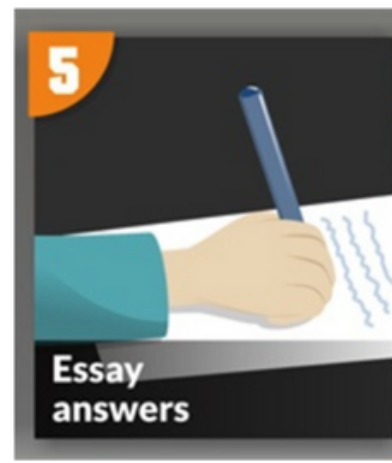
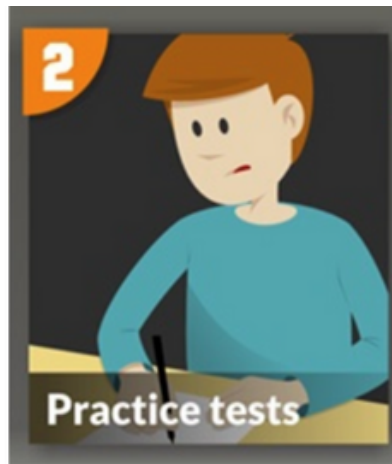


DISTRACTIONS

- Multi-tasking is a myth.
- Revising with your phone next to you just doesn't lead to better learning.
- Research has found that simply having a mobile phone out whilst revising causes a decrease in concentration and a reduction of 20% in performance.
- Similarly, revising with music on can distract students, with recent research showing that a quiet environment is preferable and leads to an exam performance that is 60% better than those who revise whilst listening to music with lyrics.



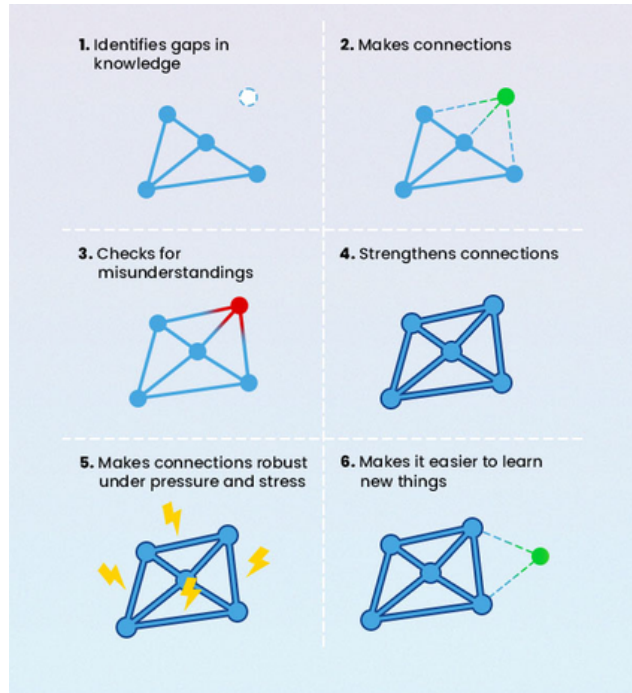

9 WAYS TO USE RETRIEVAL WHEN REVISING



- Retrieval practice is one of the most effective ways to revise.
- By answering questions rather than merely reading or highlighting information, you're putting yourself in the best position possible to succeed and remember as much of your subjects as possible.
- Past papers, essays, multiple choice tests and flashcards are a great way of doing it.
- Over the next few pages you will find some top tips about how to use these strategies.

RETRIEVAL PRACTICE

THE BENEFITS OF RETRIEVAL PRACTICE



SPACED LEARNING

- Spacing is another good revision technique that students can employ. This involves students learning a little information regularly, rather than trying to learn a lot in a single day.
- Spacing out their revision gives students enough time to forget previously learnt information, meaning that when this information is re-visited and re-learned it is more likely to be transferred to their long-term memory.

Summary: Spacing

- Spacing is regularly revisiting material so that you are doing little and often instead of all at once.
- Doing a little amount regularly is more effective than doing a lot all at once. We do this so that we don't get swamped and overwhelmed

To commit something to memory, it takes time and repetition.

WHY? This is because the time in between allows you to forget and re-learn the information, which cements it in your **long-term memory**

Optimum Spacing

- Research suggests there is an 'optimal gap' between revision sessions so you can retain the information.
- If the test is in a month, you should review the information around once a week.
If the test is in a week, create time once a day.

Why use Spacing?

- Doing something little and often – spacing – beats doing it at once, or cramming
- The time in between revision allows you to forget and re-learn the information, which cements it in your long-term memory
- It cements information into your long-term memory
- We can learn more information over time than in one longer session
- It helps you revise more efficiently

Time to the test	Revision Gap
1 Week	1-2 days
1 Month	1 week
3 Months	2 weeks
6 Months	3 weeks
1 Year	1 month

REVISION STRATEGIES

Summary: How to use flash cards



1.

Identify knowledge

What are you creating flash cards on?

Do you have your knowledge organizer?

Use your book to look at previous misconceptions from whole class feedback.



2.

Colour coding

Use different coloured flash cards for different topics. This helps with organization NOT recall



3.

Designing

1 Question per flashcard.

Making them concise and clear.

Use a one word prompt, so that you can recall as much as you can.

No extended answer questions.



4.

Using

Write your answers down, then check. Or say your answers out loud. This really clearly shows the gaps in your knowledge.

Do not just copy & re-read.

Shuffle the cards each time you use them.

Use the Leitner system to use flash cards everyday.



5.

Feedback

How have you performed when you look back at your answers?

Is there anything you need to revisit in more detail?

Is your knowledge secure? If so, move onto applying knowledge in that area in specific extended exam questions.

Avoid answering the questions in your head: research shows that when you read a question and answer it in your head, you aren't actually testing your knowledge effectively. Say the answer out loud or write it down before checking it against the card, so you are truly testing if you can explain the answer properly

- The most effective flashcards include one question followed by one answer (or one term followed by one definition).
- Don't force your brain to remember a complex and wordy answer. It's easier for your brain to process simpler information so split up your longer questions into smaller, simpler ones.
- You will end up with more flashcards this way but your learning will be a lot more effective.

Front

How tall is Mount Everest?

Back

8,848 metres above sea level

Summary: How to create a mind map



1.

Identify knowledge

Select a topic you wish to revise. Have your class notes/knowledge organisers ready.



2.

Identify sub topics

Place the main topic in the centre of your page and identify sub topics that will branch off.



3.

Branch off

Branch of your sub topics with further detail.

Try not to fill the page with too much writing.



4.

Use images & colour

Use images and colour to help topics stick into your memory.



5.

Put it somewhere visible

Place completed mind maps in places where you can see them frequently.

Avoid using too much information: mind maps are designed to summarise key information and connect areas of a topic/subject. If you overcrowd the page, you lose the point of the mind map and will find it harder to visualise the information when trying to recall it

REVISION STRATEGIES

Summary: Self Quizzing



1.

Identify knowledge

Identify knowledge/content you wish to cover.



2.

Review and create

Spend around 5-10 minutes reviewing content (knowledge organisers/class notes/text book)

Create x10 questions on the content (If your teacher has not provided you with questions)



3.

Cover and answer

Cover up your knowledge and answer the questions from memory.

Take your time and where possible answer in full sentences.



4.

Self mark & reflect

Go back to the content and self mark your answers in **green** pen.



5.

Next time

Revisit the areas where there were gaps in knowledge, and include these same questions next time.

Ensure that you complete all subjects and all topics – not just the subjects you enjoy the most or find easiest.

Practice makes perfect!



Summary: Brain dumps



1.

Identify knowledge

Identify the knowledge/topic area you want to cover.



2.

Write it down

Take a blank piece of paper/white board and write down everything you can remember about that topic. (with no prompts)

Give yourself a timed limit (e.g. 10 minutes)



3.

Organise information

Once complete and you cannot remember any more use different colours to highlight/underline words in groups.

This categories/links information.



4.

Check understanding

Compare your brain dump to your K/O or book and check understanding.

Add any key information you have missed (key words) in a different colour.



5.

Store and compare

Keep your brain dump safe and revisit it.

Next time you attempt the same topic try and complete the same amount of information in a shorter period of time or add more information.

Brain dumps are a way of getting information out of your brain.

REVISION STRATEGIES

PAST PAPERS

- Ask your teacher for practice questions or exam papers.
- Complete them without notes in the exam conditions, then check your answers and identify the gaps in your knowledge, so you can target your revision.



QUIZZES

- Write a set of questions and answers and ask someone to test you. It's important to either write or say your answers aloud.
- Reading through quizzes in your head can give you a false sense of security.



THINKING HARD: REDUCE

- Read a section of your notes then put them aside and reduce what you need into 3 bullet points, each one no more than 10 words.
- Look back at the notes and decide if you missed anything important.
- Hide the notes and write a fourth bullet point.



PRACTICE INTRODUCTIONS

- For essay subjects, take a past exam question and practice writing effective introductions and conclusions.
- Look back at your notes and remind yourself of the important things to remember. Practice for different topics, texts and papers.



THINKING HARD: CONNECT

- For each subject, consider the exam paper and group together questions that require the same technique to answer.
- Write down the requirements for each type.
- Find a previous example you have completed and identify where you've met the criteria.



Thinking hard: Transform

- Read a paragraph from your notes or a text book, and transform it into a diagram, chart or sketch – no words allowed.
- OR Look at a diagram in science, for example, and transform it into a paragraph of explanation.



KEY VOCABULARY

- For a particular topic, make a list of key vocabulary, then do the following: define each word; use each term in a sentence; create a question where the key word is the answer; identify other words which connect to each of the words in your list.



REVISION STRESS



1
Do the actual
work – revise!



2
When really stressed,
talk to someone about it



3
Get some fresh
air each day



4
Stick to regular
mealtimes



5
Do something to switch
off an hour before bed



6
Don't dwell on
worst case scenarios




7
A good sleep the
night before is better than
last minute cramming




8
Once you've done
the exam, move on
to the next one

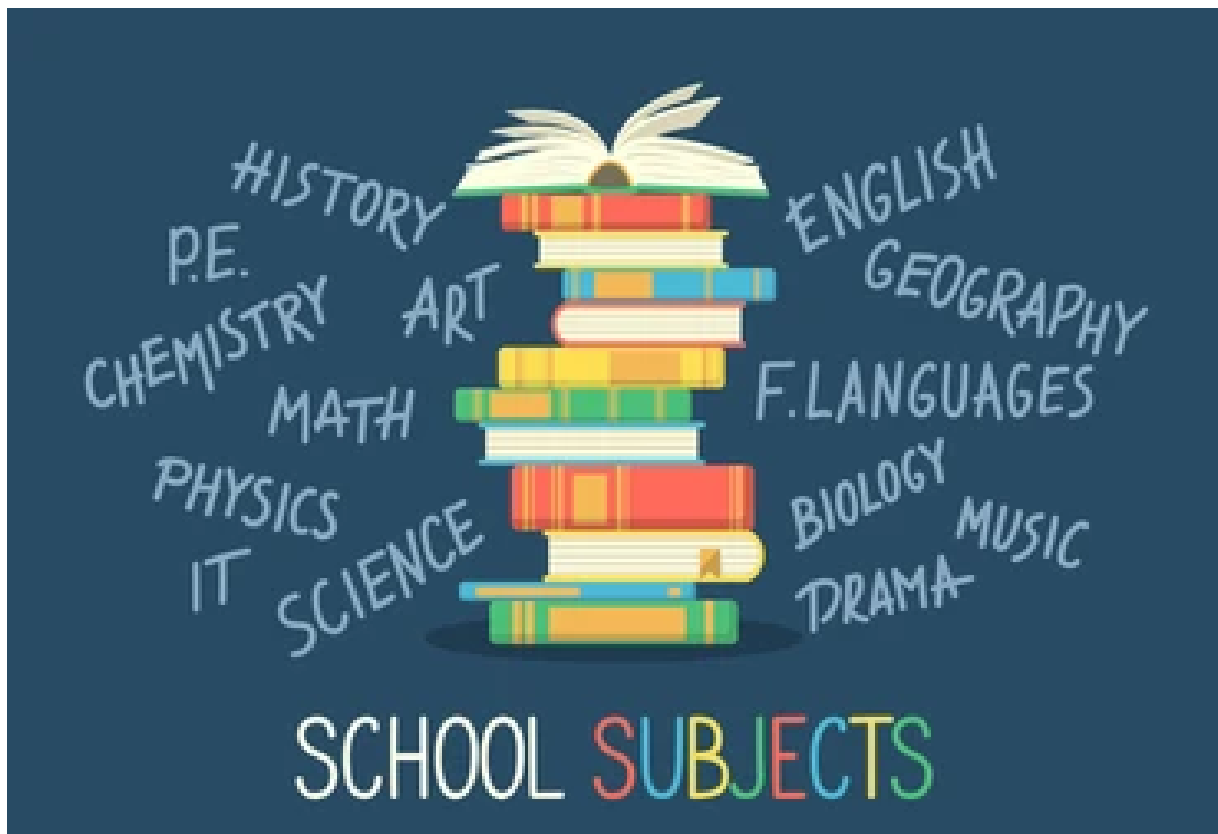


9
Don't aim for
perfection – it's a myth
and doesn't exist





SUBJECT ADVICE



ART



COURSE OVERVIEW:

- Coursework is your work from the beginning of Year 10, until Christmas in Year 11. This accounts for 60% of your grade. If you think you haven't got what is needed in your coursework, for any project, please ask your subject teacher.
- The exam unit is given in January of Year 11. You will focus on completing research, experimental work and idea full-book. You will then have 12 hours to complete an outcome in response to your exam question and the research.



EXAM BOARD:

GCSE Art AQA:

<https://www.aqa.org.uk/subjects/art-and-design/gcse/art-and-design-8201-8206/specification-at-a-glance>

COURSEWORK DEADLINES LENGTH(S) AND DATES 2024:

- Project 1: Sept - Jul 2023
- Project 2: Sept - Dec 2023
- Mock exam: Nov
- Final Exam question: Jan - May 2024
- Final Exam: May



EXAM READINESS SESSIONS:

- ALL Art rooms are open every lunchtime.
- Miss Waddilove's room is open Monday, Wednesday and Thursday after school
- You do not need to stay in your subject teacher's room – you can use any art room available to you



'TOP TIPS' FOR HOW TO REVISE BEST IN ART:

- Use Pinterest
- Use Tate website
- Use these resources for extra help with artists and page compositions etc.

Pinterest



LINKS TO USEFUL REVISION WEBSITES FOR THIS SUBJECT:

Pinterest: <https://www.pinterest.co.uk/>

Tate: <https://www.tate.org.uk/art>

LINKS TO USEFUL YOUTUBE TUTORIALS:



- https://www.youtube.com/results?search_query=aqa+gcse+art
- https://www.youtube.com/watch?v=-AfPf9lp_ao

REVISION BOOK:

Resources are on Google Classroom

BIOLOGY



COURSE OVERVIEW:

- AQA Biology



EXAM BOARD:

GCSE Biology AQA:

<https://www.aqa.org.uk/subjects/science/gcse/biology-8461>

EXAM LENGTH(S) AND DATES 2024:

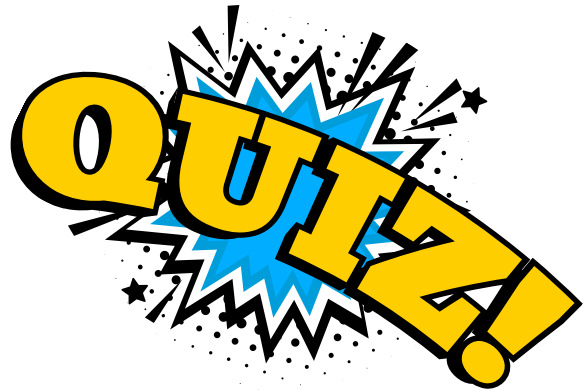
- Biology Paper 1 - 10th May (1 hour 45 mins)
- Biology Paper 2 - 7th June (1 hour 45 mins)

EXAM READINESS SESSIONS:

- Please see the 'Exam-readiness' schedule
- You are welcome to attend sessions with any of the Science teachers!

'TOP TIPS' FOR HOW TO REVISE BEST IN BIOLOGY:

- Retrieval quizzes
- Key word bingo
- Past exam questions
- Watch YouTube tutorials e.g. Cognito
- Free Science Lessons Tutorials



LINKS TO USEFUL REVISION WEBSITES FOR THIS SUBJECT:

BBC BITESIZE: <https://www.bbc.co.uk/bitesize/examspecs/zpgcbk7>

CGP Books: <https://www.cgpbooks.co.uk/resources/free-gcse-science-10-minute-tests>

Physics and Maths tutor: <https://www.physicsandmathstutor.com/biology-revision/gcse-aqa/>

Seneca Learning: [https://app.senecalearning.com/courses?](https://app.senecalearning.com/courses?Price=Free&Exam+Board=AQA&Subject=Biology)

[Price=Free&Exam+Board=AQA&Subject=Biology](https://app.senecalearning.com/courses?Price=Free&Exam+Board=AQA&Subject=Biology)


LINKS TO USEFUL YOUTUBE TUTORIALS:

- <https://www.youtube.com/@Cognitoedu>
- <https://www.youtube.com/@Freesciencelessons>
- <https://www.youtube.com/@KayScience>
- https://www.youtube.com/@Primrose_Kitten

REVISION BOOK:

Oxford Revise Biology £4

Available to purchase through
ParentPay - to be collected from
the School Office



BUSINESS STUDIES



COURSE OVERVIEW:

- Comp 1 Exploring Enterprises (Coursework)
- Comp 2 Planning and Presenting an Enterprise (Coursework)
- Comp 3 Marketing and Finance for Enterprise (Exam)



EXAM BOARD:

BTEC Business Edexcel:

<https://qualifications.pearson.com/en/qualifications/btec-nationals/business-2016.html>



EXAM LENGTH(S) AND DATES 2024:

- Paper 1: 8th May (2 Hours)

EXAM READINESS SESSIONS:

- Every Thursday & Friday at lunchtime

'TOP TIPS' FOR HOW TO REVISE BEST IN BUSINESS STUDIES:

- Use your revision notes book
- Practice questions from the revision book
- Make flash cards on the topics
- Use the knowledge organiser on Google Classroom



LINKS TO USEFUL REVISION WEBSITES FOR THIS SUBJECT:

Google Classroom: <https://edu.google.com/workspace-for-education/classroom/>



LINKS TO USEFUL YOUTUBE TUTORIALS:

- https://www.youtube.com/results?search_query=btec+enterprise

REVISION BOOK:

The revision book can be purchased from the main office

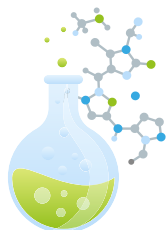


CHEMISTRY



COURSE OVERVIEW:

- AQA Chemistry



EXAM BOARD:

GCSE Chemistry AQA:

<https://www.aqa.org.uk/subjects/science/gcse/chemistry-8462>

EXAM LENGTH(S) AND DATES 2024:

- Paper 1: 17th May (1 hour 45 mins)
- Paper 2: 11th June (1 hour 45 mins)

EXAM READINESS SESSIONS:

- Please see the 'Exam-readiness' schedule
- You are welcome to attend sessions with any of the Science teachers!

'TOP TIPS' FOR HOW TO REVISE BEST IN CHEMISTRY:

- Retrieval quizzes
- Key word bingo
- Past exam questions
- Watch YouTube tutorials e.g. Cognito
- Free Science Lessons Tutorials



LINKS TO USEFUL REVISION WEBSITES FOR THIS SUBJECT:

- BBC BITESIZE: <https://www.bbc.co.uk/bitesize/examspecs/z8xtmn>
- CGP Books: <https://www.cgpbooks.co.uk/resources/free-gcse-science-10-minute-tests>
- Physics and Maths tutor: <https://www.physicsandmathstutor.com/chemistry-revision/>
- Seneca Learning: <https://app.senecalearning.com/courses?Price=Free&Exam+Board=AQA&Subject=Chemistry>


LINKS TO USEFUL YOUTUBE TUTORIALS:

- <https://www.youtube.com/@Cognitoedu>
- <https://www.youtube.com/@Freesciencelessons>
- <https://www.youtube.com/@KayScience>
- https://www.youtube.com/@Primrose_Kitten


REVISION BOOK:

Oxford Revise Chemistry £4

Available to purchase through ParentPay - to be collected from the School Office



COMPUTER SCIENCE



COURSE OVERVIEW:

Paper 1: Computer systems

- 1.1 Systems architecture
- 1.2 Memory and storage
- 1.3 Computer networks, connections and protocols
- 1.4 Network security
- 1.5 Systems software
- 1.6 Ethical, legal, cultural and environmental impacts of digital technology

Paper 2: Computational thinking, algorithms and programming

- 2.1 Algorithms
- 2.2 Programming fundamentals
- 2.3 Producing robust programs
- 2.4 Boolean logic
- 2.5 Programming languages and integrated Development Environments

EXAM BOARD:

GCSE Computer Science OCR:

<https://www.ocr.org.uk/qualifications/gcse/computer-science-j277-from-2020/>

EXAM LENGTH(S) AND DATES 2024:

- Paper 1 - 15th May (1 hour 30 mins)
- Paper 2 - 21st May (1 hour 30 mins)

EXAM READINESS SESSIONS:

- TBA

'TOP TIPS' FOR HOW TO REVISE BEST IN COMPUTER SCIENCE:

- Practice writing Python using the CodeMarker website
- Use one of the key revision websites to take notes on a topic then practice with a quiz or exam paper
- Complete a practice paper without notes, then review and correct your answers using the mark scheme



LINKS TO USEFUL REVISION WEBSITES FOR THIS SUBJECT:


- BBC BITESIZE: <https://www.bbc.co.uk/bitesize/examspecs/zmtchbk>
- CSNEWBS: <https://www.csnewbs.com/ocr-gcse>
- Computer Scienced: <https://computerscienced.co.uk/site/ocr-computer-science-gcse-j277/>
- Codemarker: <https://www.codemarker.uk/gcse>

LINKS TO USEFUL YOUTUBE TUTORIALS:

- https://www.youtube.com/@craigndave/playlists?view=50&sort=dd&shelf_id=2

REVISION BOOK:

CGP The Revision Guide £6.50
CGP Revision & Practice £11.99



CONSTRUCTION



COURSE OVERVIEW:

Unit 1: introduces learners to the built environment and provides them with the opportunity to develop skills, knowledge and understanding in identifying, explaining and evaluating different ideas and concepts of the built environment. Learners will explore a range of profession and trade roles, and some of the different structures and buildings of the built environment.

Unit 3: Offers learners the opportunity to develop skills, knowledge and understanding of three construction trade areas of the built environment, including planning, undertaking and evaluating construction tasks

EXAM BOARD:

WJEC Construction:

https://www.wjec.co.uk/qualifications/construction-the-built-environment-level-1-2/#tab_keydocuments

EXAM LENGTH(S) AND DATES 2024:

- June (90 mins)



EXAM READINESS SESSIONS:

- Please see the 'Exam-readiness' schedule
- Sessions will run during lunchtimes

'TOP TIPS' FOR HOW TO REVISE BEST IN CONSTRUCTION:

- Look at the buildings in the community and their different functions, think about materials they are constructed from
- Find examples of different tiling patterns in your home/school and assess the quality of the finish
- Research jobs within the construction industry, including the planning and design of buildings



LINKS TO USEFUL REVISION WEBSITES FOR THIS SUBJECT:

- Technology student: <https://www.technologystudent.com/>
- BBC Bitesize: <https://www.bbc.co.uk/bitesize>

BBC
BITESIZE

LINKS TO USEFUL YOUTUBE TUTORIALS:

- How to tile a bathroom: <https://www.youtube.com/watch?v=eRWYk7vA9AA>
- How to fit a basin and taps: <https://www.youtube.com/watch?v=HhGqkEJkKoE>
- How to install decking lights: https://www.youtube.com/watch?v=1F0YY_91KPM

REVISION BOOK:

Course Companion £28.99



DESIGN TECHNOLOGY



COURSE OVERVIEW:

Paper 1 (50% of GCSE) -

- Core technical principles
- Specialist technical principles
- Designing and making principles

Non exam-assessment (50% of GCSE) -

- A substantial design and make task which includes;
 - Identifying and investigating design possibilities
 - Producing a design brief and specification
 - Generating design ideas
 - Developing design ideas
 - Realising design ideas
 - Analysing & evaluating

EXAM BOARD:

GCSE Design Technology AQA:

<https://www.aqa.org.uk/subjects/design-and-technology/gcse/design-and-technology-8552>

EXAM LENGTH(S) AND DATES 2024:

- Paper 1: 18th June (2 hours)

EXAM READINESS SESSIONS:

- Please see the 'Exam-readiness' schedule
- Sessions will run during lunchtimes

'TOP TIPS' FOR HOW TO REVISE BEST IN DESIGN TECHNOLOGY:




- Analyse products in your home, how have they been assembled? What is their life cycle? What materials have been used? Could the design be better?
- Research manufacturing processes such as one-off, batch and mass identifying products made using these processes
- Memorise the 6 R's and find examples for each



LINKS TO USEFUL REVISION WEBSITES FOR THIS SUBJECT:

BBC BITESIZE: <https://www.bbc.co.uk/bitesize>

B B C
BITESIZE



LINKS TO USEFUL YOUTUBE TUTORIALS:

- Materials: <https://www.youtube.com/watch?v=gUNae3XT628>
- Polymer processes: <https://www.youtube.com/watch?v=O-JECCBBCEA>
- Inside the factory: <https://www.bbc.co.uk/iplayer/episodes/b07mddqk/inside-the-factory>
- 6 R's: <https://www.youtube.com/watch?v=zxFYM0Vno80>
- How paper is made: <https://www.youtube.com/watch?v=J1tpD1NRJml>

REVISION BOOK:

AQA GCSE Design and
Technology £28



DIGITAL INFORMATION TECHNOLOGY

COURSE OVERVIEW:

- Comp 1 User interfaces (coursework)
- Comp 2 Collecting and Presenting information (coursework)
- Comp 3 Effective Digital Working Practices (Exam)

EXAM BOARD:

BTEC DIT Edexcel:

<https://qualifications.pearson.com/en/qualifications/btec-nationals/business-2016.html>



EXAM LENGTH(S) AND DATES 2024:

- 2nd May 2024 (90 mins)

EXAM READINESS SESSIONS:

- Thursday & Friday at lunch time


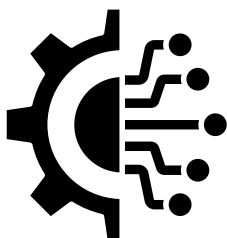


'TOP TIPS' FOR HOW TO REVISE BEST IN DESIGN TECHNOLOGY:

- Use your revision notes book
- Practice questions from the revision book
- Make flash cards on the topics
- Use the knowledge organiser on Google Classroom



LINKS TO USEFUL REVISION WEBSITES FOR THIS SUBJECT:




LINKS TO USEFUL YOUTUBE TUTORIALS:

- https://www.youtube.com/results?search_query=Edexcel+BTEC+DIT+revision

REVISION BOOK:

Pearson Revise BTEC Digital Information Technology £6.49
Can be purchased from main office



DRAMA



COURSE OVERVIEW:

- Btec Tech Award Level 1 / 2
- Component 1: Exploring the performing art (30%)
- Component 2: Developing skills for performance (30%)
- Component 3 Responding to a brief (40%)



EXAM BOARD:

BTEC Drama Edexcel:

<https://qualifications.pearson.com/en/qualifications/edexcel-gcses/drama-2016.html>

COURSEWORK DEADLINES LENGTH(S) AND DATES 2024:

- Component 1: 8th December 2023 (coursework)
- Component 2: Banked May 2023
- Component 3: Exam 15th May deadline

EXAM READINESS SESSIONS:

- After school rehearsal slots



'TOP TIPS' FOR HOW TO REVISE BEST IN DRAMA:

- Use the resources for Component 1 coursework on Google Classroom
- From January 2024, research the exam brief stimulus provided; all information will be on Google Classroom
- Prepare your examination notes for the Component 3 portfolio exams; keep a notebook of how your performance progresses and the skills you are using.
- Book after school rehearsal slots to work on your exam performance piece with your group and receive support from Mrs Brett




LINKS TO USEFUL REVISION WEBSITES FOR THIS SUBJECT:

Black Watch National Theatre of Scotland:

<https://www.nationaltheatrescotland.com/get-involved/educational-resources/education-portal-black-watch/educational-resources-black-watch>

Black Watch by Gregory Burke: <https://www.youtube.com/watch?v=PcJeoCNZNxM>



LINKS TO USEFUL YOUTUBE TUTORIALS:

Creating Chorus: Building Choreography:

<https://www.youtube.com/watch?v=mKd9ERhV5SI>

Spymonkey: Devising Masterclass:

<https://www.youtube.com/watch?v=0-QItaSa4I>

Bertolt Brecht and Epic Theater #44:

<https://www.youtube.com/watch?v=c7fqMPDcKXM>

Stanislavsky Acting Methodology:

<https://www.youtube.com/watch?v=WaanuRvpfFU>

REVISION BOOK:

Resources on Google Classroom



ENGLISH LANGUAGE



COURSE OVERVIEW:

- Edexcel GCSE 2.0 Paper 1 - 19th Century Non Fiction
- Transactional Writing
- Edexcel English Language Paper 2: Contemporary Fiction
- Writing Fiction



EXAM BOARD:

GCSE English Language 2.0 Edexcel:
<https://qualifications.pearson.com/en/qualifications/edexcel-gcses/english-language-2021.html>



EXAM LENGTH(S) AND DATES 2024:


- Paper 1: 23rd May (1 hour 55 mins)
- Paper 2: 6th June (1 hour 55 mins)

EXAM READINESS SESSIONS:

- Wednesday 3.20 - 4pm in AX0 or AX3

'TOP TIPS' FOR HOW TO REVISE BEST IN ENGLISH LANGUAGE:

- Put it into different formats: graph it, mind map it, knowledge organise it, flashcard it, post-it note it
- Practice Past Papers and questions - time yourself to help improve writing stamina
- Re-read set texts again for the exam. Know what texts you have studied for the exams
- Watch live productions or film versions of set texts



LINKS TO USEFUL REVISION WEBSITES FOR THIS SUBJECT:

Pearson: <https://qualifications.pearson.com/en/support/support-topics/exams/past-papers.html>


BBC BITESIZE: <https://www.bbc.co.uk/bitesize/examspecs/zxqncwx>

LINKS TO USEFUL YOUTUBE TUTORIALS:

- <https://www.youtube.com/@mrbruff>
- <https://www.youtube.com/@staceyrey>

REVISION BOOK:

Pearson Revise GCSE (9-1)
English Language 2.0 £9.99



ENGLISH LITERATURE



COURSE OVERVIEW:

- Macbeth
- 19th Century Poetry
- 19th Century Prose Study
- A Christmas Carol
- AQA Poetry Anthology Power and Conflict Poetry (20th Century Poems)
- Modern Drama 'An Inspector Calls'



EXAM BOARD:

GCSE English Literature AQA:

<https://www.aqa.org.uk/subjects/english/gcse/english-literature-8702>

EXAM LENGTH(S) AND DATES 2024:


- Paper 1: 13th May (1 hour 45 mins)
- Paper 2: 20th May (2 hours 15 mins)

EXAM READINESS SESSIONS:

- Wednesday 3.20 - 4pm in AX0 or AX3

'TOP TIPS' FOR HOW TO REVISE BEST IN ENGLISH LITERATURE:

- Put it into different formats: graph it, mind map it, knowledge organise it, flashcard it, post-it note it
- Print out two copies of a poem. Annotate it once using your notes and/or a revision guide. Cover it over. Annotate a fresh copy from memory. Compare and add in anything you missed in a different colour. Revisit after a few days/weeks
- Create a timeline of the key plot points. Then make one using only symbols to represent key events
- Practice Past Papers and questions. Time yourself to help improve writing stamina
- Re-read set texts again for the exam. Know what texts you have studied for the exams. Watch live productions or film versions of set texts



LINKS TO USEFUL REVISION WEBSITES FOR THIS SUBJECT:

Pearson: <https://qualifications.pearson.com/en/support/support-topics/exams/past-papers.html>

AQA: <https://www.aqa.org.uk/subjects/english/gcse/english-literature-8702>

BBC BITESIZE: <https://www.bbc.co.uk/bitesize/examspecs/zxqncwx>

LINKS TO USEFUL YOUTUBE TUTORIALS:

- <https://www.youtube.com/@mrbruff>
- <https://www.youtube.com/@staceyreyay>

REVISION BOOKS:

GCSE Study guides
£5.99 each



GEOGRAPHY



COURSE OVERVIEW:

- Living with the physical environment
- Challenges in the human environment
- Geographical applications



EXAM BOARD:

GCSE Geography AQA:

<https://www.aqa.org.uk/subjects/geography>



EXAM LENGTH(S) AND DATES 2024:

- Paper 1: 17th May (1 hour 30 mins)
- Paper 2: 5th June (1 hour 30 mins)
- Paper 3: 14th June (1 hour 15 mins)

EXAM READINESS SESSIONS:

- Wed: 12:40 – 1:10pm
- Thurs: 8:15 – 8:45am
- Thurs: 3:30 – 4:00pm

'TOP TIPS' FOR HOW TO REVISE BEST IN GEOGRAPHY:

THINK CAKE



Commit to revision – make a revision timetable and stick to it.

Audit your strengths and weaknesses – identify priorities for revision.

Knowledge – build your knowledge using different revision techniques.

Evaluate your learning. Take regular quizzes, get your family or friends to help test you and complete regular past paper questions.



LINKS TO USEFUL REVISION WEBSITES FOR THIS SUBJECT:

Internet Geography: <https://www.internetgeography.net/gcse-geography-revision/>

BBC Bitesize: <https://www.bbc.co.uk/bitesize/examspecs/zy3ptyc> Scan to join 5vy7fehyi6

Time for Geography: www.timeforgeography.co.uk

SENECA Learning: <https://app.senecalearning.com>




LINKS TO USEFUL YOUTUBE TUTORIALS:

Tutor2U – GCSE Geography Revision Blasts:

https://www.youtube.com/@tutor2u-official/playlists%20view=50&sort=dd&shelf_id=4

REVISION BOOK:

CGP Complete Revision Guides are available to purchase on ParentPay for £6.00 (rrp £11.99)



HISTORY



COURSE OVERVIEW:

- Development of Germany, 1919-1991
- The USA: A Nation of Contrasts, 1910 – 1929
- The Elizabethan Age, 1558 - 1603
- Crime and Punishment, c.500 – the present day



EXAM BOARD:

GCSE History WJEC:

https://www.wjec.co.uk/qualifications/history-gcse/#tab_keydocuments

EXAM LENGTH(S) AND DATES 2024:

- Germany: 45 mins – Tue 4th June
- USA: 60 mins - Wed 15th May
- Elizabeth: 60 mins - Wed 15th May
- Crime: 75 mins – Tue 4th June

EXAM READINESS SESSIONS:

- Wednesday 3:20 – 4:10pm in D04
- Thursday 3:20 – 4:10pm in D03



'TOP TIPS' FOR HOW TO REVISE BEST IN HISTORY:

- Use your school-issued revision guides
- Make flashcards or use Carousel to revise key facts
- Use exam technique guides to answer each type of question
- Attend exam readiness sessions
- Start revising Year 10 work (Germany and USA) early



LINKS TO USEFUL REVISION WEBSITES FOR THIS SUBJECT:

GCSE Bitesize: <https://www.bbc.co.uk/bitesize/examspecs/z8rvfrd>

B B C
BITESIZE

LINKS TO USEFUL YOUTUBE TUTORIALS:

- https://www.youtube.com/results?search_query=wjec+gcse+history+Development+of+Germany%2C+1919-1991
- https://www.youtube.com/results?search_query=wjec+gcse+history+The+USA%3A+A+Nation+of+Contrasts%2C+1910+%E2%80%93+1929
- https://www.youtube.com/results?search_query=wjec+gcse+history+The+Elizabethan+Age%2C+1558+-+1603
- https://www.youtube.com/results?search_query=wjec+gcse+history+Crime+and+Punishment%2C+c.500+%E2%80%93+the+present+day

REVISION BOOK:

Collect your **FREE** revision guides from your history teacher!

The Mosslands School



History Department

GCSE Revision Guide:
Changes in Crime & Punishment in Britain, c.500 to the present day

HOSPITALITY & CATERING



COURSE OVERVIEW:

- Unit 1 - Written exam
- Unit 2 - Coursework (a practical exam and written work)




EXAM BOARD:

Hospitality and Catering WJEC

https://www.wjec.co.uk/qualifications/level-1-2-vocational-award-in-hospitality-and-catering/#tab_keydocuments

EXAM LENGTH(S) AND DATES 2024:

- Thursday 20th June - 90 mins




EXAM READINESS SESSIONS:

- Wednesday lunchtime in B05
Mrs Lubbe and Miss Silvano



'TOP TIPS' FOR HOW TO REVISE BEST IN HOSPITALITY & CATERING:

- Clear your desk of distractions and turn phone off.
- Use different ways of working that suit your learning style, mind maps, use highlighters, flash cards
- Start early - don't leave revision till the last minute
- Use the knowledge organiser on the WJEC website and Google Classroom to help organise your work
- Use your own experiences of the hospitality and catering industry to prompt your memory



LINKS TO USEFUL REVISION WEBSITES FOR THIS SUBJECT:

Google Classroom: <https://classroom.google.com/u/1/c/MzA1NjQyNjA3NDQ4>

WJEC: <https://resources.wjec.co.uk/pages/ResourceSingle.aspx?rId=4864>

BBC BITESIZE: <https://www.bbc.co.uk/bitesize/subjects/zbtvxytc>


LINKS TO USEFUL YOUTUBE TUTORIALS:

Types of establishments and service:

https://www.youtube.com/watch?v=ifv_o6nIENg

Revision vlog intro:

<https://www.youtube.com/watch?v=FhPsrHnMyN8>



REVISION BOOK:

WJEC Level 1/2 Vocational award Hospitality and catering student book £25



MATHS



COURSE OVERVIEW:

- 3 exam papers
- 1 x Non-calculator (80 marks)
- 2 x Calculator (80 marks)



EXAM BOARD:

GCSE Maths Edexcel:

<https://qualifications.pearson.com/en/qualifications/edexcel-gcses/mathematics-2015.html>

EXAM LENGTH(S) AND DATES 2024:

- Paper 1 - 16th May 2024 (1 hour 30 mins)
- Paper 2 - 3rd June 2024 (1 hour 30 mins)
- Paper 3 - 10th June 2024 (1 hour 30 mins)

EXAM READINESS SESSIONS:

- Run before school, at lunchtime and after school
- Please consult the 'Exam-readiness' schedule



'TOP TIPS' FOR HOW TO REVISE BEST IN MATHS:

- Complete the SPARX homework every week
- Ask your teacher for a list of topics which are areas for development and revise these independently
- Attend the 'Exam-readiness' sessions regularly
- Work through past paper questions on [Mathsgenie.co.uk](https://www.mathsgenie.co.uk) and check your answers



Maths Genie



LINKS TO USEFUL REVISION WEBSITES FOR THIS SUBJECT:

Past papers and exam questions: www.mathsgenie.co.uk/gcse

Exam-style questions per topic: www.corbettmaths.co.uk

Written information on topics: www.bbcbytesize.co.uk


Video solutions and explanations of topics: www.youtube.com

LINKS TO USEFUL YOUTUBE TUTORIALS:

- https://www.youtube.com/results?search_query=gcse+edexcel+maths+tutorial

REVISION BOOKS:

GCSE Maths £6.50 each



MODERN FOREIGN LANGUAGES

¡HOLA!

COURSE OVERVIEW:

French & Spanish:

- Theme 1: Identity and culture
- Theme 2: Local, national, international & global areas of interest
- Theme 3: Current and future study and employment

EXAM BOARD:

GCSE French AQA:

<https://www.aqa.org.uk/subjects/language/gcse/french-8658>

GCSE Spanish AQA:

<https://www.aqa.org.uk/subjects/language/gcse/spanish-8698>

EXAM LENGTH(S) AND DATES 2024:

French:

- LF Listening 14th May (35 mins)
- LH Listening 14th May (45 mins)
- RF Reading 14th May (45 mins)
- RH Reading 14th May (1 hour)
- WF Writing 24th May (1 hour)
- WH Writing 24th May (1 hour 15 mins)
- SF Speaking TBC (7-9 mins)
- SH Speaking TBC (10-12 mins)

Spanish:

- LF Listening 4th June (35 mins)
- LH Listening 4th June (45 mins)
- RF Reading 4th June (45 mins)
- RH Reading 4th June (1 hour)
- WF Writing 10th June (1 hour)
- WH Writing 10th June (1 hour 15 mins)
- SF Speaking TBC (7-9 mins)
- SH Speaking TBC (10-12 mins)

EXAM READINESS SESSIONS:

- Please refer to the 'Exam-readiness schedule'

'TOP TIPS' FOR HOW TO REVISE BEST IN FRENCH AND SPANISH:

- Create flashcards with vocabulary in English on one side and the translation on the other
- Complete practice questions for Listening and Reading
- Create flow diagrams to remember how the tenses are formed
- Create cue cards
- Use your photo card and roleplay booklet
- Use the revision resources in Google Classroom

LINKS TO USEFUL REVISION WEBSITES FOR THIS SUBJECT:

Language Gym: <https://www.language-gym.com/>

Quizlet: <https://quizlet.com/>

This is Language: <https://www.thisisschool.com/>

Seneca learning: <https://senecalearning.com/en-GB/>

Revision world: <https://revisionworld.com/>

LINKS TO USEFUL YOUTUBE TUTORIALS:


How to use flashcards effectively:
<http://www.youtube.com/watch?v=mzCEJvtED0U>

REVISION BOOK:

Use the revision workbook that has been given to you - thank you!



PHYSICS



COURSE OVERVIEW:

- AQA Physics

EXAM BOARD:

GCSE Physics AQA:

<https://www.aqa.org.uk/subjects/science/gcse/physics-8463>



EXAM LENGTH(S) AND DATES 2024:

- Paper 1: 22nd May (1 hour 45 mins)
- Paper 2: 14th June (1 hour 45 mins)

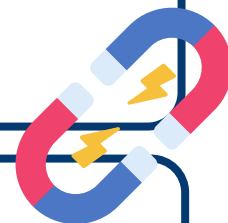
EXAM READINESS SESSIONS:

- Please see the 'Exam-readiness' schedule
- You are welcome to attend sessions with any of the Science teachers!



'TOP TIPS' FOR HOW TO REVISE BEST IN CHEMISTRY:

- Retrieval quizzes
- Key word bingo
- Past exam questions



LINKS TO USEFUL REVISION WEBSITES FOR THIS SUBJECT:

- BBC BITESIZE: <https://www.bbc.co.uk/bitesize/examspecs/zsc9rdm>
- CGP Books: <https://www.cgpbooks.co.uk/resources/free-gcse-science-10-minute-tests>
- Physics and maths tutor: <https://www.physicsandmathstutor.com/physics-revision/>
- Seneca Learning: <https://app.senecalearning.com/courses?Price=Free&Exam+Board=AQA&Subject=Physics>


LINKS TO USEFUL YOUTUBE TUTORIALS:

- <https://www.youtube.com/@Cognitoedu>
- <https://www.youtube.com/@Freesciencelessons>
- <https://www.youtube.com/@KayScience>
- https://www.youtube.com/@Primrose_Kitten

REVISION BOOK:

Oxford Revise Physics £4

Available to purchase through ParentPay - to be collected at the School Office



SCIENCE COMBINED



COURSE OVERVIEW:

<https://www.aqa.org.uk/subjects/science/gcse/combined-science-trilogy-8464/specification-at-a-glance>

EXAM BOARD:

AQA Combined Science - Trilogy:
<https://www.aqa.org.uk/subjects/science/gcse/combined-science-trilogy-8464>

EXAM LENGTH(S) AND DATES 2024:


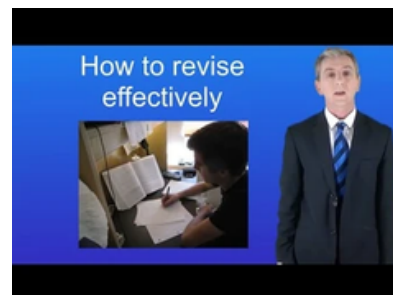
- Biology Paper 1 - 10th May (1 hour 15 mins)
- Biology Paper 2 - 7th June (1 hour 15 mins)
- Chemistry Paper 1 - 17th May (1 hour 15 mins)
- Chemistry Paper 2 - 11th June (1 hour 15 mins)
- Physics Paper 1 - 22nd May (1 hour 15 mins)
- Physics Paper 2 - 14th June (1 hour 15 mins)

EXAM READINESS SESSIONS:

- Please see the 'Exam-readiness' schedule
- You are welcome to attend sessions with any of the Science teachers!

'TOP TIPS' FOR HOW TO REVISE BEST IN SCIENCE:

- Retrieval quizzes - Carousel
- Key word bingo
- Past exam questions
- Watch YouTube tutorials e.g. Cognito
- Free Science Lessons tutorials



LINKS TO USEFUL REVISION WEBSITES FOR THIS SUBJECT:

BBC BITESIZE: <https://www.bbc.co.uk/bitesize/examspecs/z8r997h>

CGP Books: <https://www.cgpbooks.co.uk/resources/free-gcse-science-10-minute-tests>

Seneca Learning: [https://app.senecalearning.com/courses?](https://app.senecalearning.com/courses?Price=Free&Subject=Combined+Science&Exam+Board=AQA)


[Price=Free&Subject=Combined+Science&Exam+Board=AQA](https://app.senecalearning.com/courses?Price=Free&Subject=Combined+Science&Exam+Board=AQA)

LINKS TO USEFUL YOUTUBE TUTORIALS:

- <https://www.youtube.com/@Cognitoedu>
- <https://www.youtube.com/@Freesciencelessons>
- <https://www.youtube.com/@KayScience>
- https://www.youtube.com/@Primrose_Kitten

REVISION BOOK:

Oxford Revise Combined Science available from the school office for £9 (RRP: £17.99)



SPORTS SCIENCE



COURSE OVERVIEW:

- R183 Nutrition



EXAM BOARD:

CNAT Sports Studies OCR:

<https://www.ocr.org.uk/qualifications/cambridge-nationals/sport-studies-level-1-2-j803-j813/>

COURSEWORK DEADLINES LENGTH(S) AND DATES 2024:

- January 2024

EXAM READINESS SESSIONS:

- Independent Study

'TOP TIPS' FOR HOW TO REVISE BEST IN SPORTS SCIENCE:

- Use P.E.E.L structure for each keyword
- Apply knowledge to specific sporting examples, athletic requirements and benefits
- Comprehensively explains the importance of nutrition before, during and after exercise for each sporting activity.
- Outlines a wide range of nutritional requirements for each sporting activity. Matches different needs with different activities accurately
- Detailed justification of why these foods are either ideal or to be limited

P.E.E.L

LINKS TO USEFUL REVISION WEBSITES FOR THIS SUBJECT:

NHS: <https://www.nhs.uk/live-well/eat-well/food-guidelines-and-food-labels/the-eatwell-guide/>

NHS

LINKS TO USEFUL YOUTUBE TUTORIALS:

Healthy, Balanced diet:

<https://www.youtube.com/watch?v=XMcab1MFaLc>

Food groups:

<https://www.youtube.com/watch?v=Z51bWG17m-Q>

REVISION BOOK:

Sport Science Second Edition

£26



SPORTS STUDIES



COURSE OVERVIEW:

- R186 Media



EXAM BOARD:

CNAT Sports Studies OCR:

<https://www.ocr.org.uk/qualifications/cambridge-nationals/sport-studies-level-1-2-j803-j813/>

COURSEWORK DEADLINES LENGTH(S) AND DATES 2024

- January 2024

EXAM READINESS SESSIONS:

- Independent Study



'TOP TIPS' FOR HOW TO REVISE BEST IN SPORTS STUDIES:

- Use P.E.E.L structure for each keyword
- Apply knowledge to specific sporting examples
- Demonstrates a comprehensive understanding of the different media sources relevant to their club's sporting activity
- Provides detailed links to most of the different media sources and provides a wide range of examples of how they might be used to provide information to their club's spectators
- Demonstrates a comprehensive understanding of the different media and impact on sporting activity

P.E.E.L



LINKS TO USEFUL REVISION WEBSITES FOR THIS SUBJECT:

Sport and the media LO1:

<https://docs.google.com/presentation/d/1LuF6vhHoPhya7MYXT8imwxr6f0RrtE7uZKCeGjUnO4c/e/dit?usp=sharing>

Sport and the media LO2:

<https://docs.google.com/presentation/d/1HW6Yfh1zzd7Ld2aDI4RCIBoYm6eAP316YDNBGISXLWU/e/dit?usp=sharing>

LINKS TO USEFUL YOUTUBE TUTORIALS:

- Can be found within in learning material in the links above

REVISION BOOK:

Sports Studies Second Edition
£24.96

